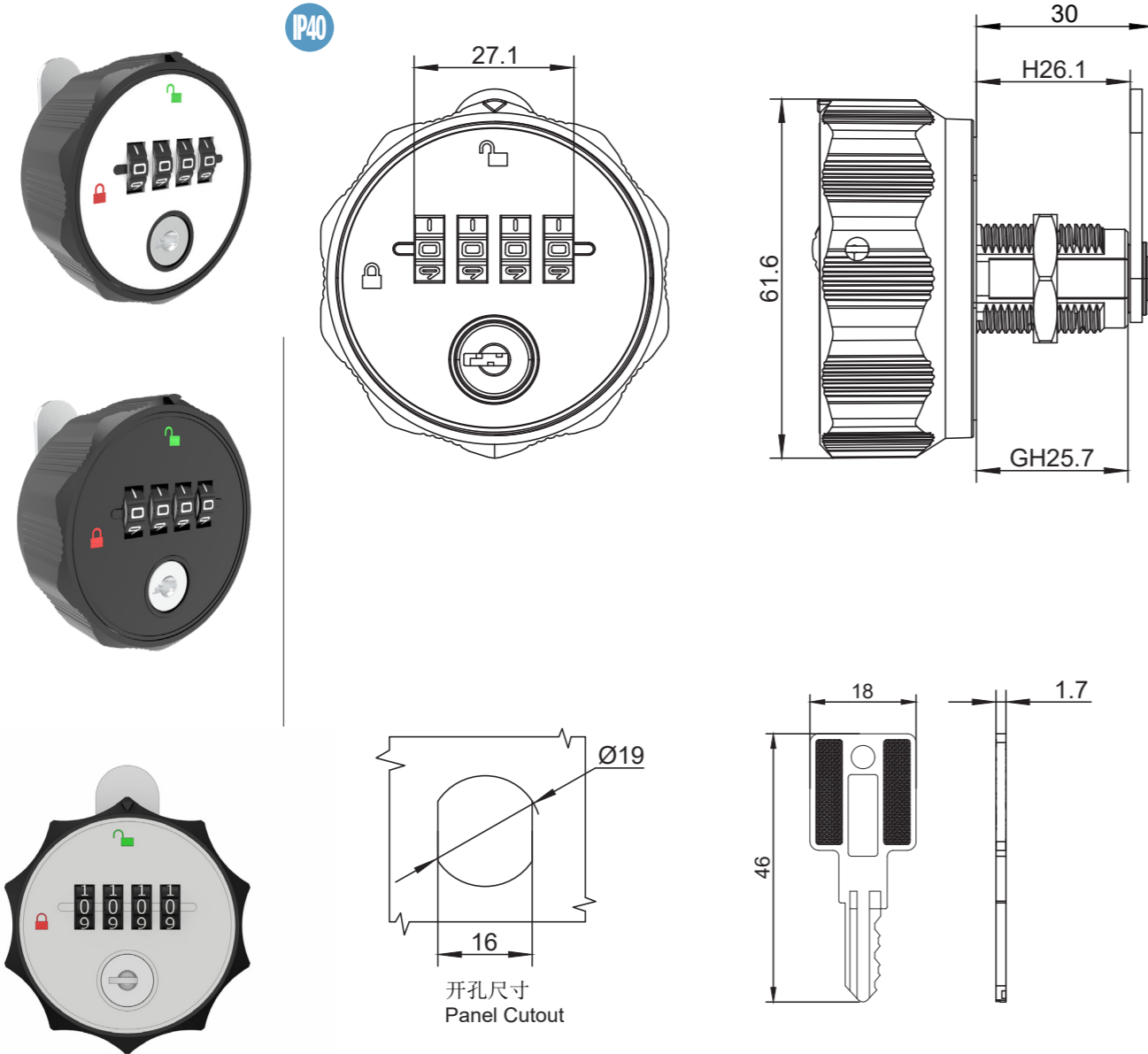


Combination quarter turn lock **D3-1800**



如需获得产品3D模型图，

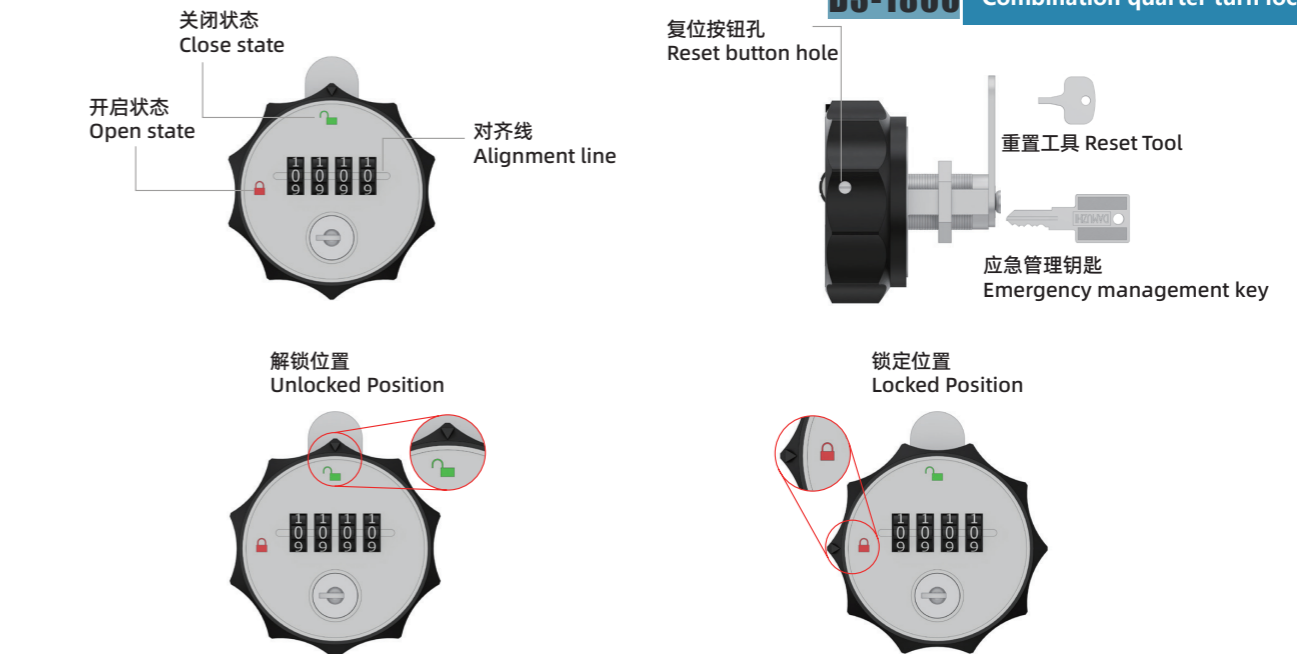
1. Material and surface treatment:
Panel, knob, wheel: plastic
Lock cylinder: Zamak DIN-EN1774-ZnAl4Cu1

2. Performance parameters:
Protection class: IP40

1. 材质及表面处理:
面板, 旋钮, 字轮: 塑料
锁芯: 5#锌合金

2. 性能参数:
防护等级: IP40

功能操作模式
Function Operation Mode



D3-1800 Combination quarter turn lock

设置密码
Setting the Password

1. 默认为“0000”。
位置锁定在“打开状态”
1. The default code is “0000”.
Position lock in the “Open state”.



2. 将工具插入复位按钮孔。用工具按住复位按钮顺时针旋转90°。设置新号码密码通过移动拨号盘到所需的数字代码。
2. Insert tool into the reset button hole. Press and hold reset button with tool and rotate clockwise 90°. Set new number password by moving the dials to the desired numeric code.

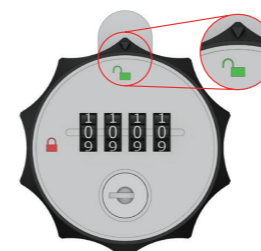


3. 设置完成后，旋转工具逆时针旋转90°。现在设置了新的数字代码。
3. After setup, rotate tool Counter-Clockwise 90°. New numeric code is now set.




如何找回丢失的密码
How to find lost password

1. 位置锁定在“打开状态”。
1. Position lock in the “Open state”.



2. 插入应急管理钥匙并顺时针旋转90°。
2. Insert Emergency management key and rotate 90° Clockwise.



3. 将密码轮依次移动到the stop位置。一旦所有四个轮子都有停止，显示正确的密码。逆时针旋转90°键并取出。
3. Move the password wheel one by one to the stop position. Once all 4 wheels have stopped the correct password is shown. Rotate key 90° Counter-Clockwise and remove.



如需获得产品3D模型图，请联系 WWW.FORND.COM